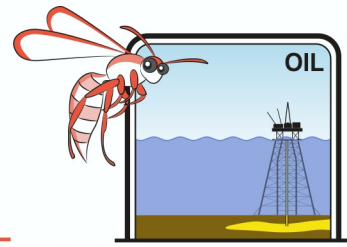



De-watering Of Sediments - Student Activity



What is the difference between sediment and sedimentary rock?

Materials required per person or group:

- 1 plastic container or tray
- Sufficient dry sand to fill tray to a depth of between 2 and 3cm.
- 1 jug of water
- 1 plastic ruler
- 1 well shod student



Place a layer of dry sand in the bottom of a plastic container. Place the ruler into the sand and measure the height of the sand. (HINT Remember to write the unit e.g. cm or mm)

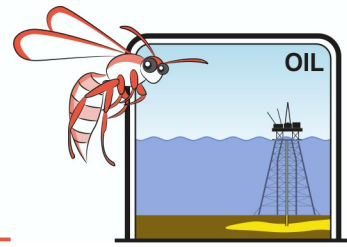
The height of the sand is _____

Add water to the sand until it is very damp (about 1 litre).

Measure the height of the damp sand. _____

Explain any changes or lack of changes in the height of sand after water has been added.

De-watering Of Sediments - Student Activity



Firmly step onto the sand with one foot. Keep your weight on the wet sand for 1 minute before stepping off.

Wait for 1 minute and record what has happened to the level of wet sand.

What happens to any fragments of dead living things in the sediment during compression?

Draw what will happen to this sediment when it is overlain by more sediment.

Before compaction	After compaction

Interesting Fact

By one kilometre depth 90% of water has been squeezed out of the sediments. Almost all is gone by the next 6 or seven kilometres.